

# National Seed System and Seeds of Life Achievements



Seeds of Life  
Fini ba Moris

Australian  
Aid

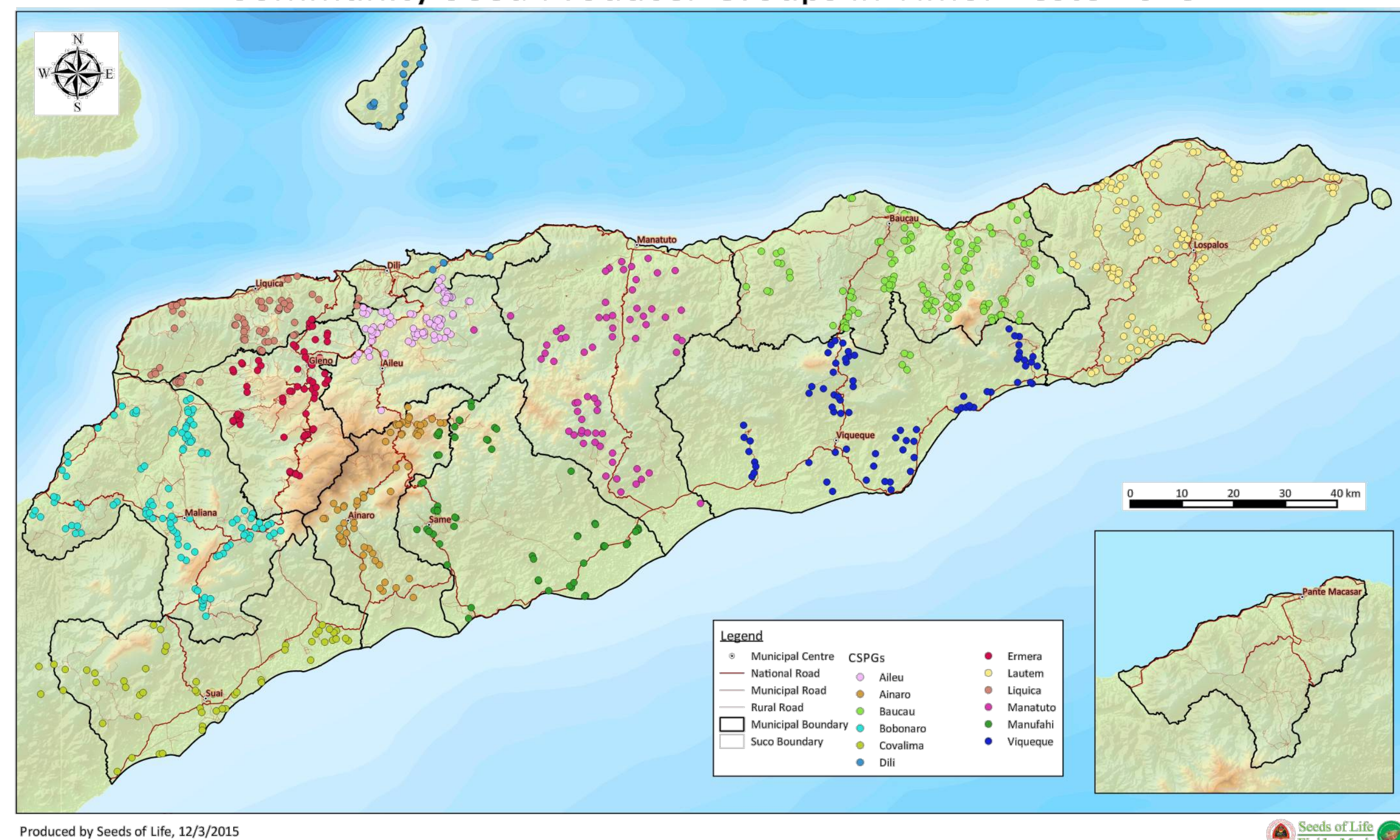


## Community Seed Production Groups

No	Municipality	Cropping Season 2015-2016						Total # of groups				
		Maize - Sele	Maize - Noi Mutin	Rice	Peanuts	Cassava	Sweet Potato	2015-2016	2014-2015	2013-2014	2012-2013	2011-2012
1	Aileu	48	16	4	33		5	84	81	99	79	40
2	Ainaro	57	1	3	11	4	5	71	71	73	84	40
3	Baucau	66		52	18	1	4	127	127	121	80	40
4	Bobonaro	25	36	24	22	1	4	108	113	75	80	40
5	Covalima	12	65	31	35			143	148	58		
6	Dili	17				1	9	26	26	31		
7	Ermera	21	22	7	13	3	4	70	72	67	24	
8	Lautem	56	12	15	48	3	3	133	137	74	24	
9	Liquiça	32	12	3	10		10	62	62	73	77	40
10	Manatuto	27		28	18			72	73	77	24	
11	Manufahi	28	10	6	20	1	5	67	67	65	80	40
12	Oecussi	27	26		34	4	14	96	99	101	49	
13	Viqueque	65	20	15	32		1	132	132	104	80	40
Total (2015-2016)		481	220	188	294	18	64	1,191				
Total (2014-2015)		483	224	193	299	21	71		1,208			
Total (2013-2014)		397	154	182	247	17	84			1,018		
Total (2012-2013)		239	109	114	173	10	36				681	
Total (2011-2012)		105	0	59	52	25	39					280

Community Seed Production Groups, by crop variety and by municipality

## Community Seed Producer Groups in Timor-Leste 2015



## 13 Municipal Seed Systems established



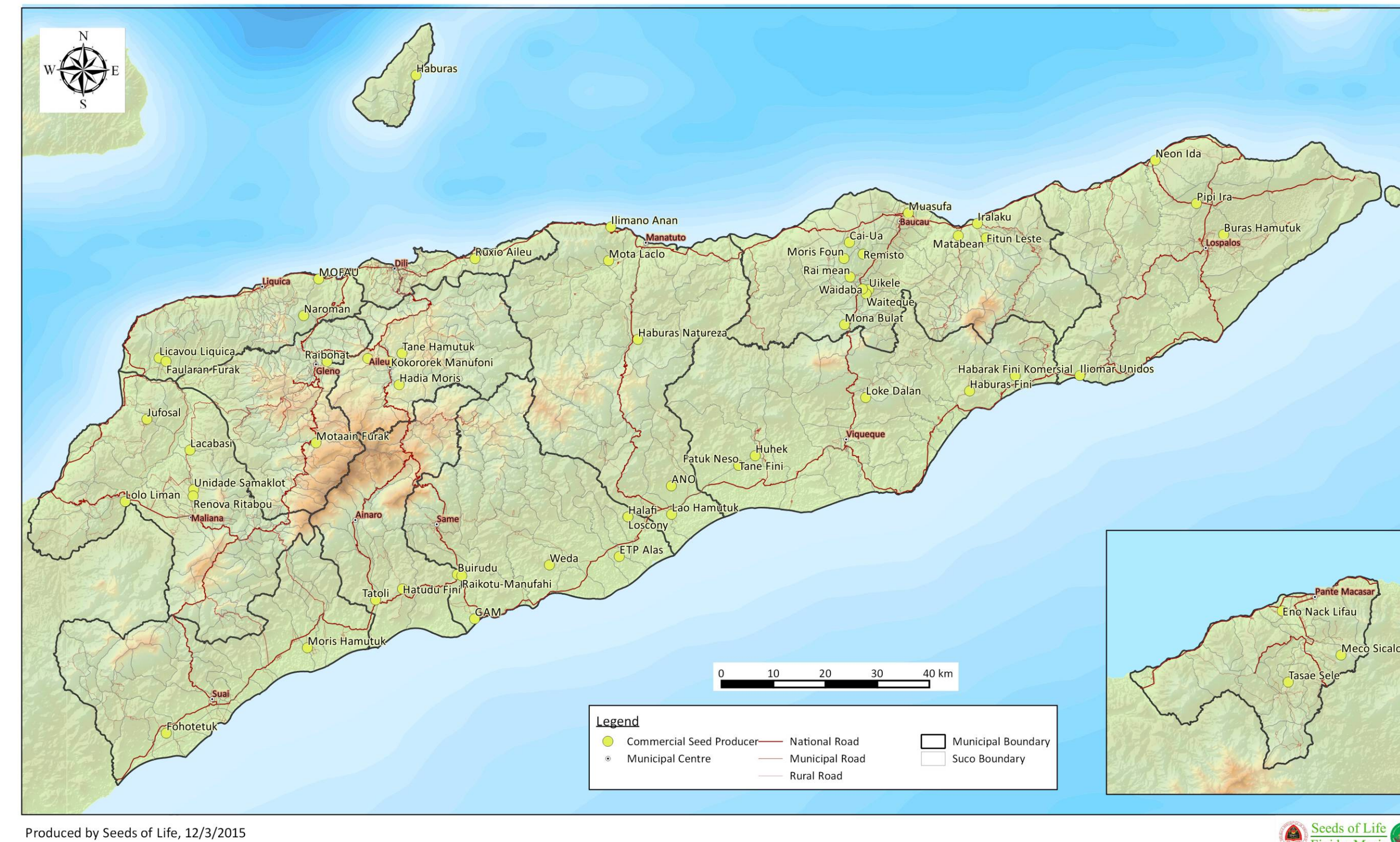
A MAF Municipal Office seed production, distribution and management workshop



Preparation of a Municipal Seed System Annual Workplan and Budget

## Commercial Seed Producers

### Commercial Seed Producers in Timor-Leste 2015

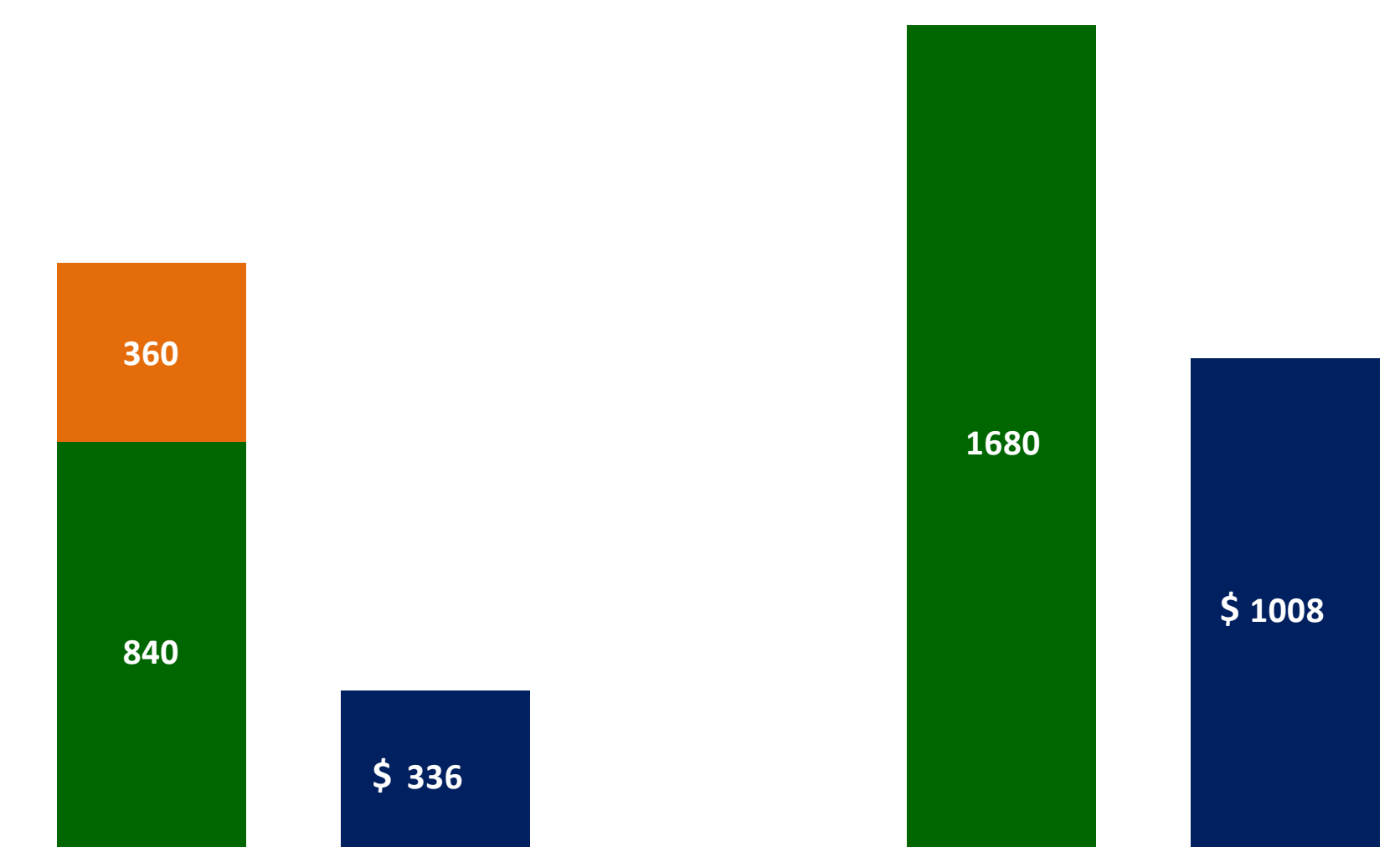


### Seed production by Community Seed Production Groups and Commercial Seed Producers

Growing season	CSPG production (kg)				CSP production (kg)			
	Rice	Maize	Peanut	Total	Rice	Maize	Peanut	Total
2011-12	1,760	13,291	2,700	17,751				
2012-13	67,843	55,016	6,394	129,793				
2013-14	71,200	95,903	17,911	185,014	33,000	49,015	700	82,715
2014-15	74,500	103,645	13,056	191,201	110,000	185,000	10,000	305,000

## Better seeds and better storage

The Seeds of Life program collaborated with the Timor-Leste Maize Storage Project by providing improved maize seed to be distributed together with the 200 l storage drums. A total of 41,790 drums and 33,753 improved maize seed packages were distributed to 23,468 households.



### Local maize variety with traditional storage

- Production: 1,200 kg/ha
- Maize losses (30%): 360 kg
- Net production: 840 kg
- Value of production: \$336

### Improved maize variety with drum storage

- Production: 1,680 kg/ha
- Maize losses (0%): 0 kg
- Net production: 1,680 kg
- Value of production: \$1,008



200 l drum with bottle of improved maize seed, during orientation for farmers in Luro

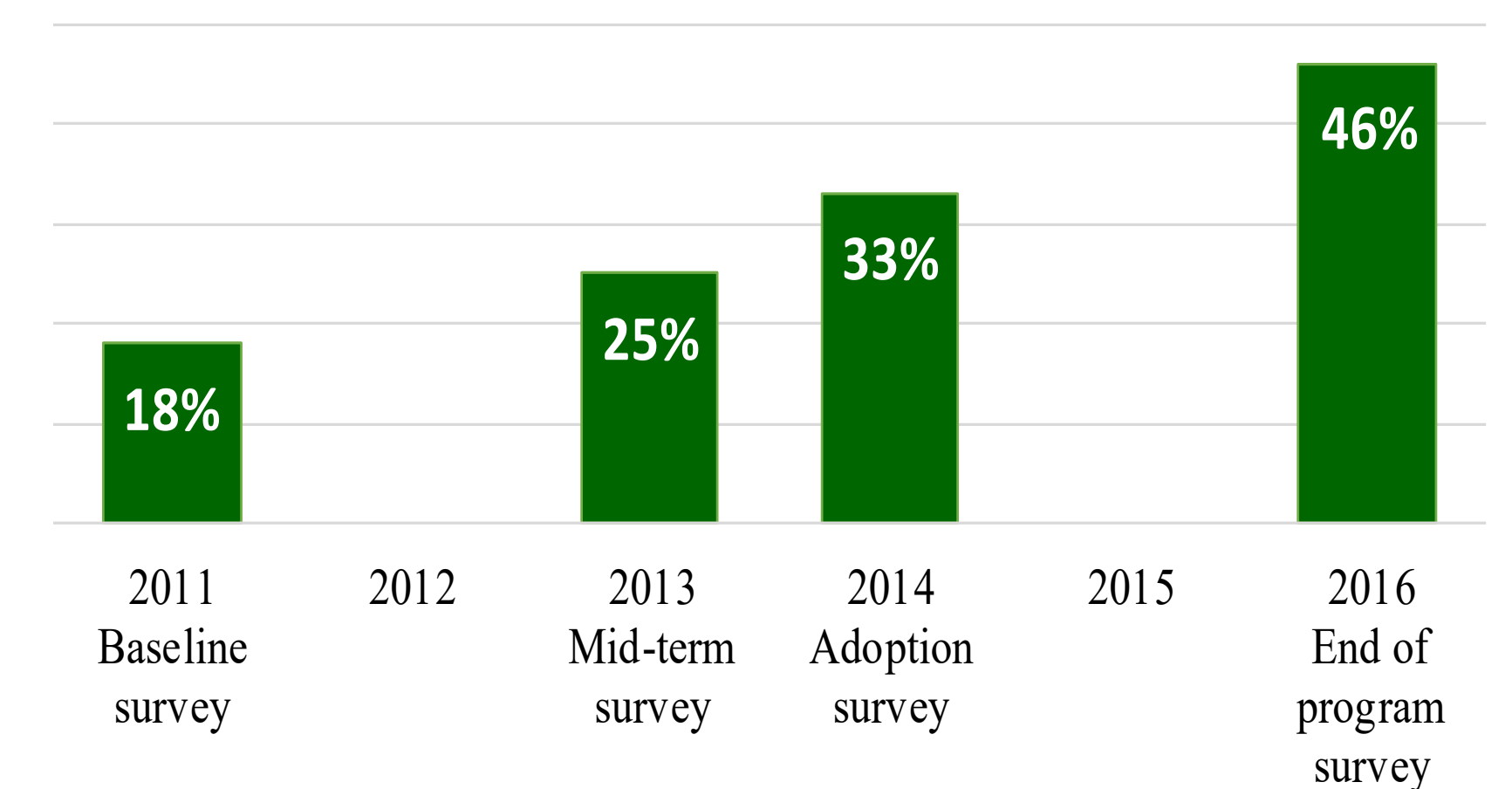
## 2016 end-of-program survey results

In February-March 2016, an end-of-program survey was conducted.

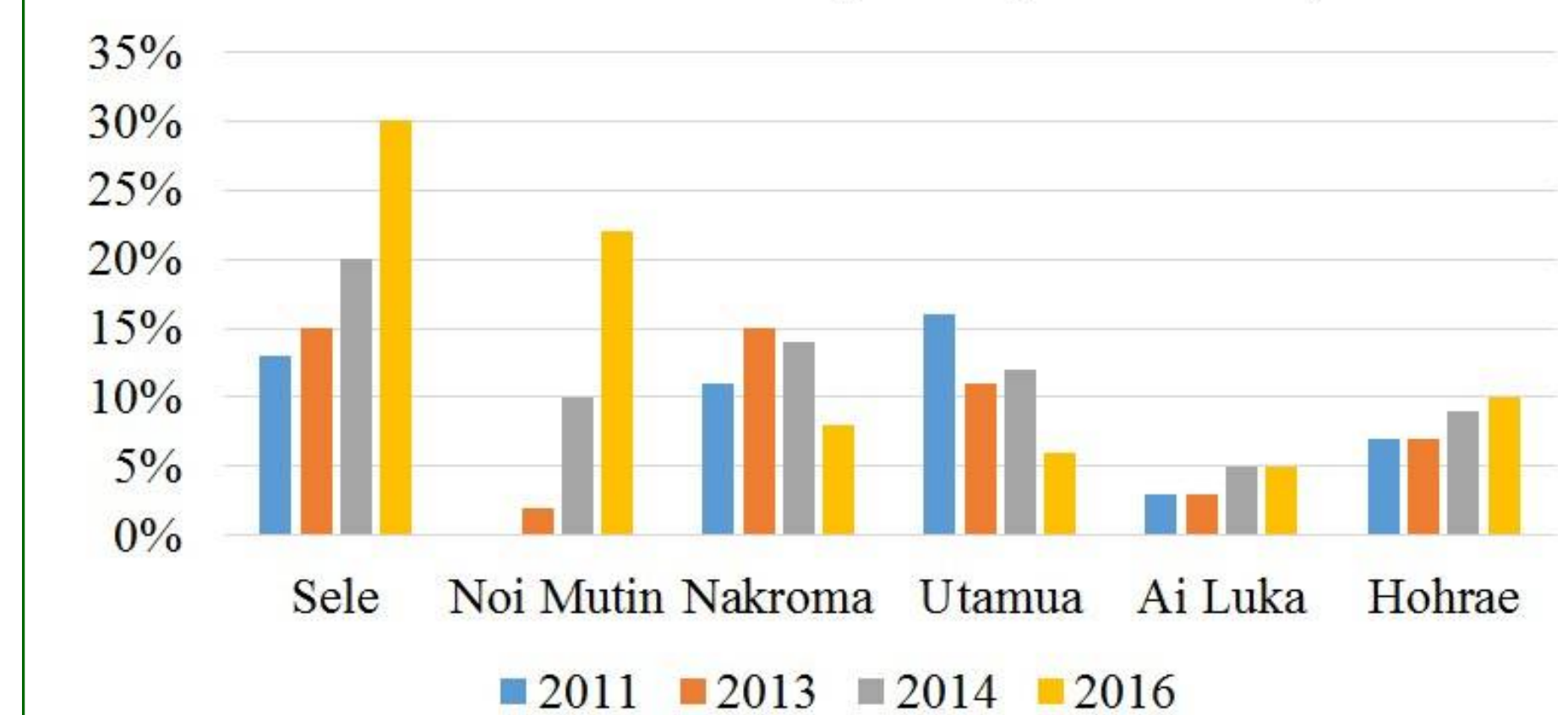
The survey visited 700 households in the 13 municipalities.

A household which grows one or more improved varieties is counted as an “adopting” household.

### Adoption rate of improved varieties



### Evolution of adoption per variety



	2011	2013	2014	2016
Western region	12%	18%	25%	39%
Central region	20%	26%	39%	63%
Eastern region	31%	32%	39%	47%

Western region: Bobonaro, Covalima, Ermera, Liquica, Oecusse  
Central region: Aileu, Ainaro, Dili, Manufahi  
Eastern region: Baucau, Lautem, Manatuto, Viqueque



Data collection during survey

	Sele	Noi Mutin	Nai	All maize	Nakroma	Utamua	Ailuka	Hohrae
Western region	26%	15%	0.0%	35%	5%	7%	5%	9%
Central region	37%	35%	2.0%	62%	0%	11%	5%	17%
Eastern region	31%	24%	0.4%	45%	18%	1%	5%	8%

## Savings and loans

Seed production is a seasonal activity. To build a stronger social cohesion between the members of the commercial seed producer group during the whole year, and to facilitate members’ access to finance by mobilizing the group’s resources, **savings and loans** activities have been initiated with interested CSPs.

Progress of savings and loans activities integrated with the Commercial Seed Producers (March 2016)



Profit sharing calculation of the savings and loans group at CSP Fitun Leste, Baucau

Indicator	Progress
Number of CSPs	: 40 CSPs
Total members involved	: 853 members
• Men	: 510 members
• Women	: 343 members
Total capital has been accumulated	: US \$ 69,629
Total loans have been provided	: US \$ 131,893
Total members had access to loans	: 671 members
Total profit	: US \$ 7,963.87